



NATA LIGHTING CO.,LTD.  
www.nata.cn  
Email:info@nata.com  
Tel:+86-750-3770000 Fax:+86 750 3771111  
Address:380JinOu Road,GaoXin Zone,Jiang Men City,Guangdong,China

---

## Nata

---

Client: NT

LumCAT: 2-2885-L & 92.70.400.00

Luminaire: 92.70.411.00LED HOLDER

Report No: 20250110-B013

Ballast type: AC

Test No: 20250110-C013

Voltage(V): 36.440

LampCAT: LUMILEDS 1205 LES13

Current(A): 0.598

Lamp flux(lm): 2555.0

Power (W): 21.790

Number of Lamps: 1

PF: 0.000

Length(mm): 63

Width(mm): 63

Phm Type: C

Height(mm): 40

---

## Photometric Results

---

Lumens(lm): 2270.72, Efficiency(%): 88.87% , Luminous Efficacy(lm/W): 104.21

Central intensity(cd): 5095.541, Maximum intensity(cd): 5095.541

Angle of maximum intensity: C=0.0  $\gamma$ =0.0

Beam Angle(50%Imax): [C0/180]Total=36.8

[C90/270]Total=36.8

Field angle(10%Imax): [C0/180]Total=65.6

[C90/270]Total=65.6

Maximum s/h(1/2): C0\_180=0.59 C90\_270=0.59

Maximum s/h(1/4): C0\_180=0.62 C90\_270=0.62

Up flux rate of lamp(%): 0.00%

Down flux rate of lamp(%): 88.87%

Up flux rate of LUM(%): - -

Down flux rate of LUM(%): 100.00%

CIE Type : Direct lighting

Output flux ratio in  $\pi$  solid angle : 99.224%

$\gamma(^{\circ})$	Average I(cd)	Zonal F(lm)	Sum F(lm)	Eff Flux(%)	Eff Sum(%)
0.0	5095.540	0.000	0	0.00%	0.00%
1.0	5089.068	4.873	4.873	0.19%	0.21%
2.0	5052.708	14.556	19.43	0.57%	0.86%
3.0	5005.343	24.056	43.485	0.94%	1.92%
4.0	4937.242	33.281	76.766	1.30%	3.38%
5.0	4835.494	42.042	118.808	1.65%	5.23%
6.0	4737.005	50.306	169.114	1.97%	7.45%
7.0	4607.051	57.998	227.112	2.27%	10.00%
8.0	4465.112	64.928	292.04	2.54%	12.86%
9.0	4305.775	71.083	363.123	2.78%	15.99%
10.0	4135.696	76.392	439.516	2.99%	19.36%
11.0	3952.391	80.817	520.332	3.16%	22.91%
12.0	3765.525	84.368	604.7	3.30%	26.63%
13.0	3572.962	87.089	691.789	3.41%	30.47%
14.0	3379.204	88.987	780.777	3.48%	34.38%
15.0	3188.868	90.169	870.946	3.53%	38.36%
16.0	2994.900	90.609	961.555	3.55%	42.35%
17.0	2804.926	90.319	1051.874	3.53%	46.32%
18.0	2622.580	89.488	1141.362	3.50%	50.26%
19.0	2450.142	88.255	1229.617	3.45%	54.15%
20.0	2249.136	86.010	1315.627	3.37%	57.94%
21.0	2069.386	82.924	1398.551	3.25%	61.59%
22.0	1911.994	80.008	1478.559	3.13%	65.11%
23.0	1746.862	76.773	1555.332	3.00%	68.50%
24.0	1592.453	73.009	1628.341	2.86%	71.71%
25.0	1393.550	67.895	1696.236	2.66%	74.70%
26.0	1234.240	62.029	1758.265	2.43%	77.43%
27.0	1141.211	58.116	1816.381	2.27%	79.99%
28.0	1040.048	55.225	1871.606	2.16%	82.42%
29.0	915.560	51.164	1922.77	2.00%	84.68%
30.0	795.895	46.209	1968.979	1.81%	86.71%
31.0	683.864	41.180	2010.159	1.61%	88.53%
32.0	580.481	36.222	2046.381	1.42%	90.12%
33.0	486.709	31.440	2077.821	1.23%	91.51%
34.0	403.404	26.937	2104.758	1.05%	92.69%
35.0	331.637	22.828	2127.586	0.89%	93.70%
36.0	273.903	19.281	2146.866	0.75%	94.55%
37.0	234.744	16.589	2163.455	0.65%	95.28%

$\gamma(^{\circ})$	Average I(cd)	Zonal F(lm)	Sum F(lm)	Eff Flux(%)	Eff Sum(%)
38.0	191.144	14.216	2177.671	0.56%	95.90%
39.0	141.426	11.352	2189.023	0.44%	96.40%
40.0	106.603	8.650	2197.673	0.34%	96.78%
41.0	84.750	6.814	2204.487	0.27%	97.08%
42.0	69.967	5.621	2210.108	0.22%	97.33%
43.0	58.601	4.763	2214.871	0.19%	97.54%
44.0	50.131	4.104	2218.974	0.16%	97.72%
45.0	43.791	3.610	2222.584	0.14%	97.88%
46.0	38.982	3.237	2225.821	0.13%	98.02%
47.0	35.072	2.945	2228.766	0.12%	98.15%
48.0	31.853	2.705	2231.472	0.11%	98.27%
49.0	29.054	2.501	2233.973	0.10%	98.38%
50.0	26.583	2.320	2236.293	0.09%	98.48%
51.0	24.481	2.160	2238.453	0.08%	98.58%
52.0	22.608	2.021	2240.474	0.08%	98.67%
53.0	20.986	1.896	2242.37	0.07%	98.75%
54.0	19.481	1.784	2244.154	0.07%	98.83%
55.0	18.200	1.682	2245.836	0.07%	98.90%
56.0	17.109	1.596	2247.431	0.06%	98.97%
57.0	16.084	1.518	2248.949	0.06%	99.04%
58.0	15.112	1.443	2250.392	0.06%	99.10%
59.0	14.304	1.375	2251.767	0.05%	99.17%
60.0	13.541	1.315	2253.082	0.05%	99.22%
61.0	12.753	1.255	2254.337	0.05%	99.28%
62.0	12.076	1.196	2255.534	0.05%	99.33%
63.0	11.426	1.143	2256.677	0.04%	99.38%
64.0	10.775	1.089	2257.766	0.04%	99.43%
65.0	10.184	1.037	2258.803	0.04%	99.48%
66.0	9.678	0.991	2259.794	0.04%	99.52%
67.0	9.100	0.944	2260.738	0.04%	99.56%
68.0	8.561	0.895	2261.633	0.04%	99.60%
69.0	7.983	0.844	2262.477	0.03%	99.64%
70.0	7.484	0.794	2263.271	0.03%	99.67%
71.0	6.919	0.744	2264.016	0.03%	99.70%
72.0	6.386	0.692	2264.708	0.03%	99.74%
73.0	5.874	0.641	2265.349	0.03%	99.76%
74.0	5.381	0.592	2265.94	0.02%	99.79%
75.0	4.967	0.547	2266.487	0.02%	99.81%

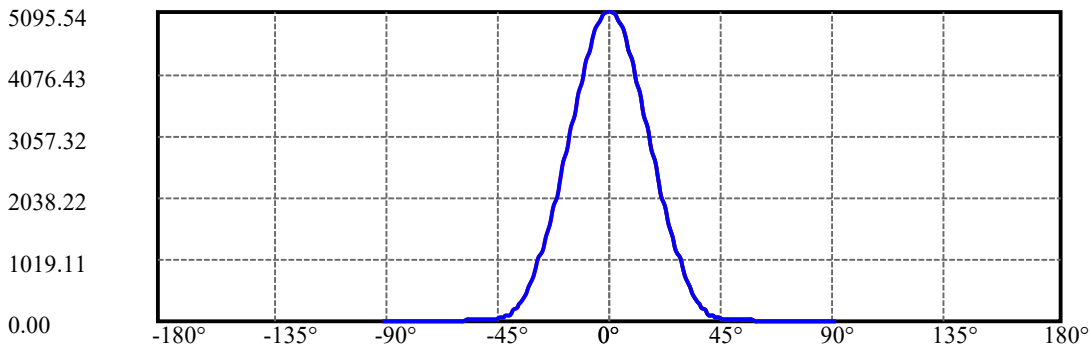
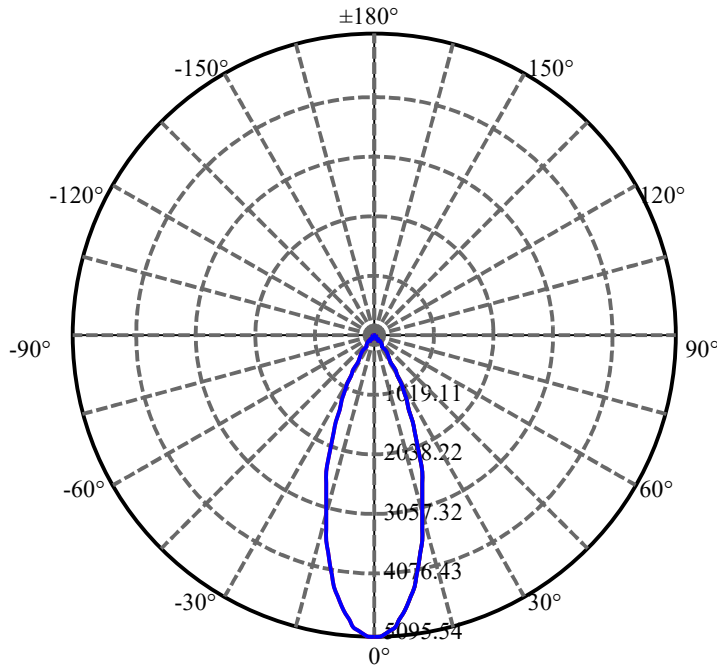
$\gamma(^{\circ})$	Average I(cd)	Zonal F(lm)	Sum F(lm)	Eff Flux(%)	Eff Sum(%)
76.0	4.586	0.507	2266.994	0.02%	99.84%
77.0	4.225	0.470	2267.464	0.02%	99.86%
78.0	3.850	0.432	2267.896	0.02%	99.88%
79.0	3.561	0.398	2268.294	0.02%	99.89%
80.0	3.252	0.367	2268.662	0.01%	99.91%
81.0	2.917	0.334	2268.995	0.01%	99.92%
82.0	2.602	0.299	2269.295	0.01%	99.94%
83.0	2.339	0.269	2269.563	0.01%	99.95%
84.0	2.043	0.239	2269.802	0.01%	99.96%
85.0	1.800	0.210	2270.012	0.01%	99.97%
86.0	1.564	0.184	2270.196	0.01%	99.98%
87.0	1.380	0.161	2270.357	0.01%	99.98%
88.0	1.176	0.140	2270.497	0.01%	99.99%
89.0	0.986	0.118	2270.615	0.00%	100.00%
90.0	0.848	0.101	2270.716	0.00%	100.00%

ZONAL LUMEN SUMMARY

Zone	Lumens	%Lamp	%Fixt
0-30	1968.98	77.06%	86.71%
0-40	2197.67	86.01%	96.78%
0-60	2253.08	88.18%	99.22%
0-90	2270.62	88.87%	100.00%
0-120	2270.62	88.87%	100.00%
0-180	2270.72	88.87%	100.00%
60-90	17.53	0.69%	0.77%
90-120	0.00	0.00%	0.00%
90-130	0.00	0.00%	0.00%
90-150	0.00	0.00%	0.00%
90-180	0.00	0.00%	0.00%
0-27.00	1816.57	71.10%	80.00%

ZONAL LUMEN SUMMARY

0-10	439.52
10-20	876.11
20-30	653.35
30-40	228.69
40-50	38.62
50-60	16.79
60-70	10.19
70-80	5.39
80-90	1.95
90-100	0.00
100-110	0.00
110-120	0.00
120-130	0.00
130-140	0.00
140-150	0.00
150-160	0.00
160-170	0.00
170-180	0.00



C0(Max): ———

C0/C180: ———

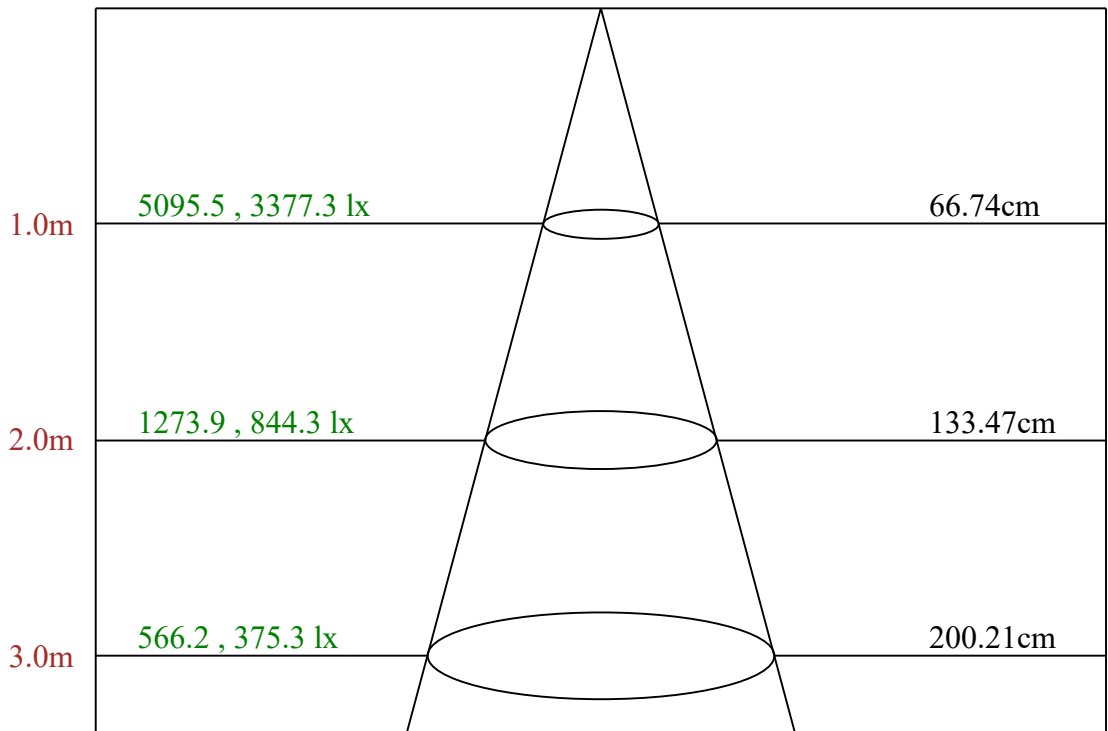
C90/C270: ———

Field angle(10%Imax):C0/180Left:32.8 Right:32.8

:C90/270Left:32.8 Right:32.8

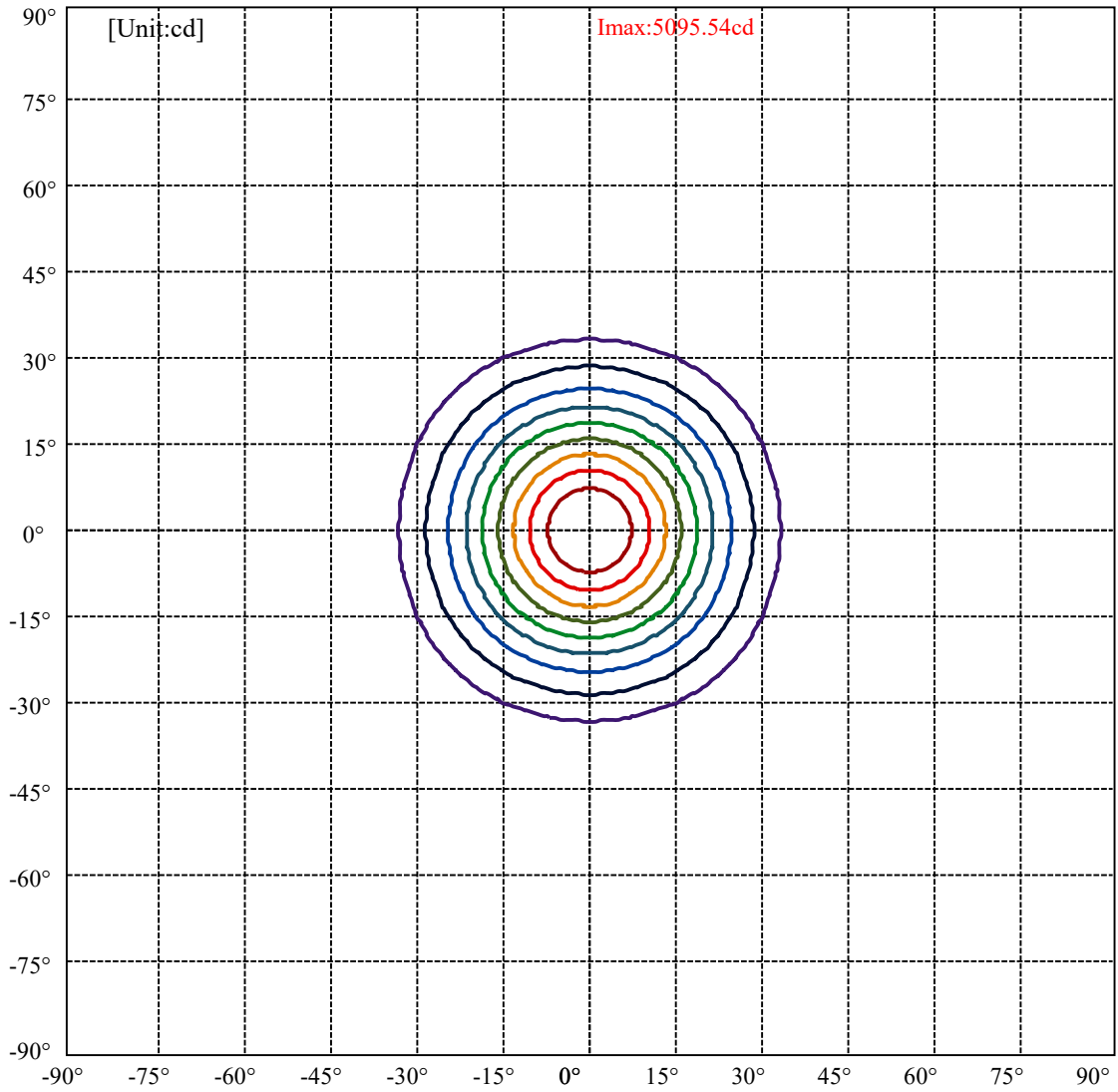
Beam Angle(50%Imax):C0/180Left:18.4 Right:18.4

:C90/270Left:18.4 Right:18.4



Max , Ave      Beam angle of C0 plane 36.91

ISO-Intensity(V-H)



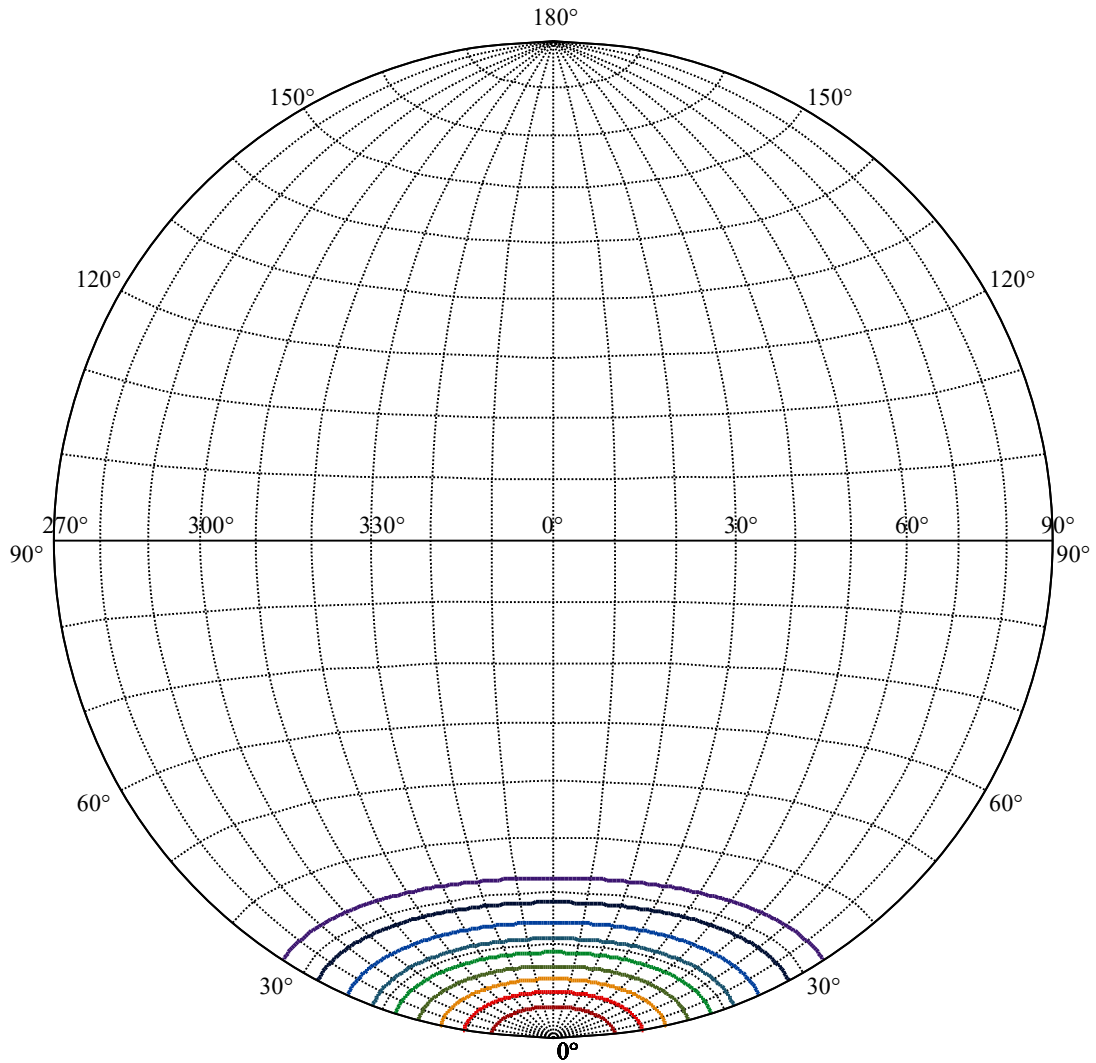
(10%Imax) 509.554	—
(20%Imax) 1019.11	—
(30%Imax) 1528.66	—
(40%Imax) 2038.22	—
(50%Imax) 2547.77	—
(60%Imax) 3057.32	—
(70%Imax) 3566.88	—
(80%Imax) 4076.43	—
(90%Imax) 4585.99	—

Equipment: GMS 1800  
Temperature(°C): 25.0

Date: 2025/01/10  
Humidity(%): 60.0%

Operator: NT  
Distance(m): 7.25





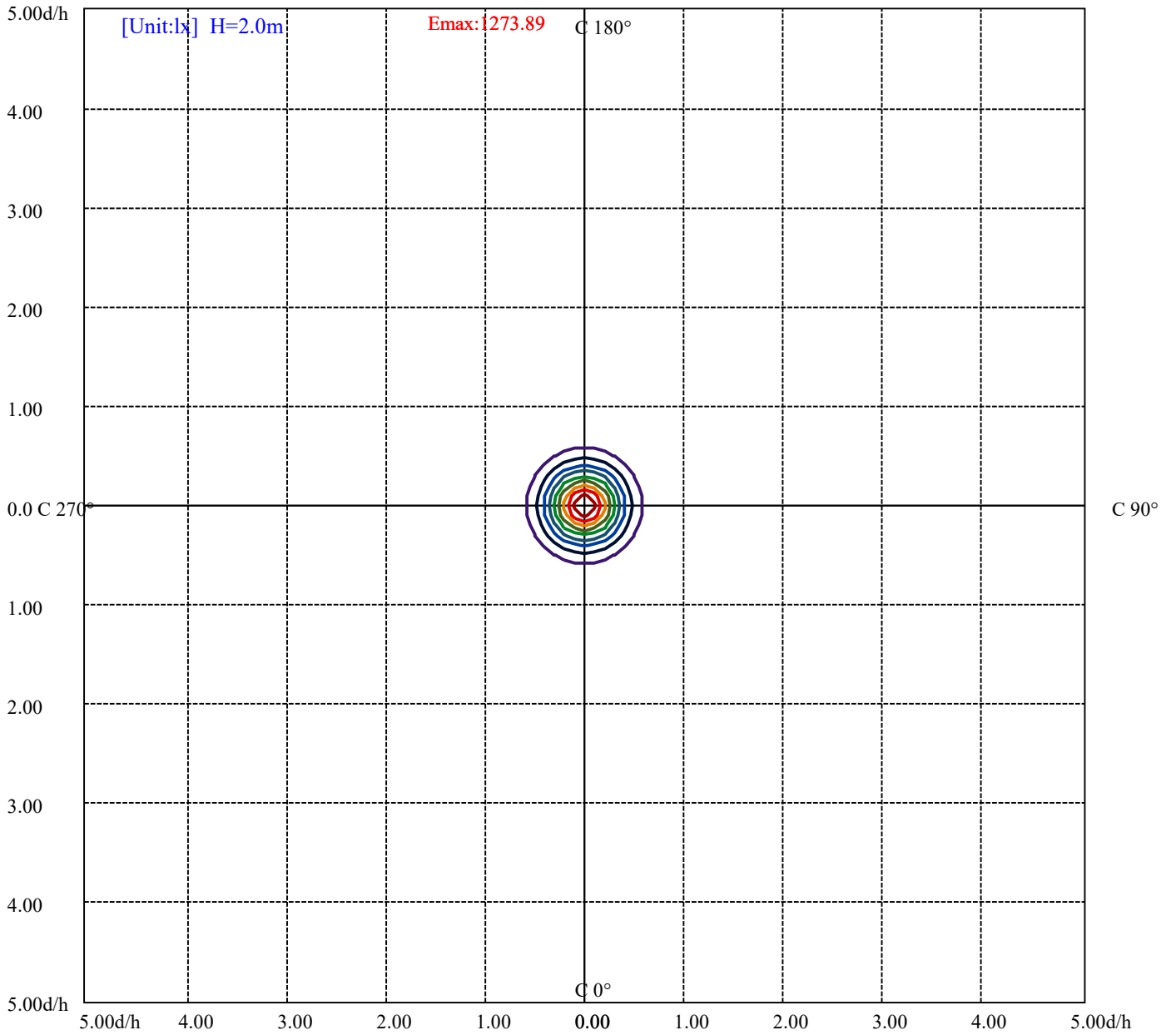
House

[Unit:cd]

Road

Imax:5095.54

(10%Imax) 509.554	—
(20%Imax) 1019.11	—
(30%Imax) 1528.66	—
(40%Imax) 2038.22	—
(50%Imax) 2547.77	—
(60%Imax) 3057.32	—
(70%Imax) 3566.88	—
(80%Imax) 4076.43	—
(90%Imax) 4585.99	—



(10%Emax)	127.3885	—
(20%Emax)	254.7775	—
(30%Emax)	382.165	—
(40%Emax)	509.555	—
(50%Emax)	636.9425	—
(60%Emax)	764.33	—
(70%Emax)	891.72	—
(80%Emax)	1019.107	—
(90%Emax)	1146.498	—

Luminance Limiting Curve(no luminous side)

Luminance Table

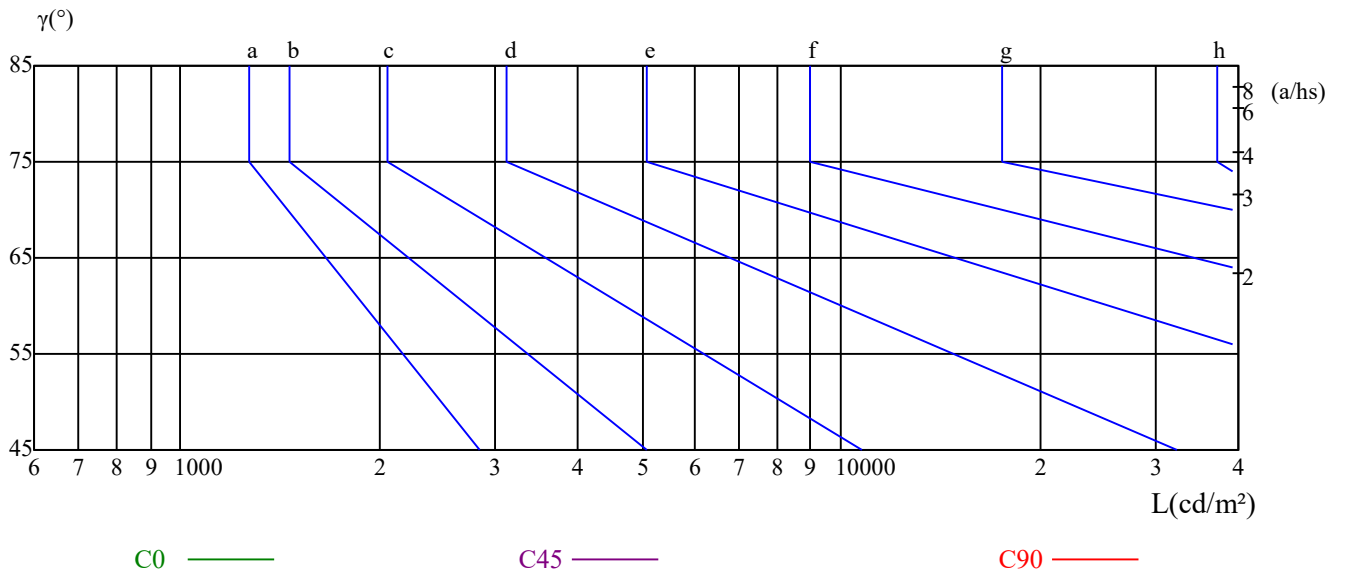
$\gamma$	45	50	55	60	65	70	75	80	85
C0	0	0	0	0	0	0	0	0	0
C45	0	0	0	0	0	0	0	0	0
C90	0	0	0	0	0	0	0	0	0

L(Hor)(65)	L(Ver)(65)	L45(65)	L(Hor)(75)	L(Ver)(75)	L45(75)	L(Hor)(85)	L(Ver)(85)	L45(85)
0	0	0	0	0	0	0	0	0

Glare Table

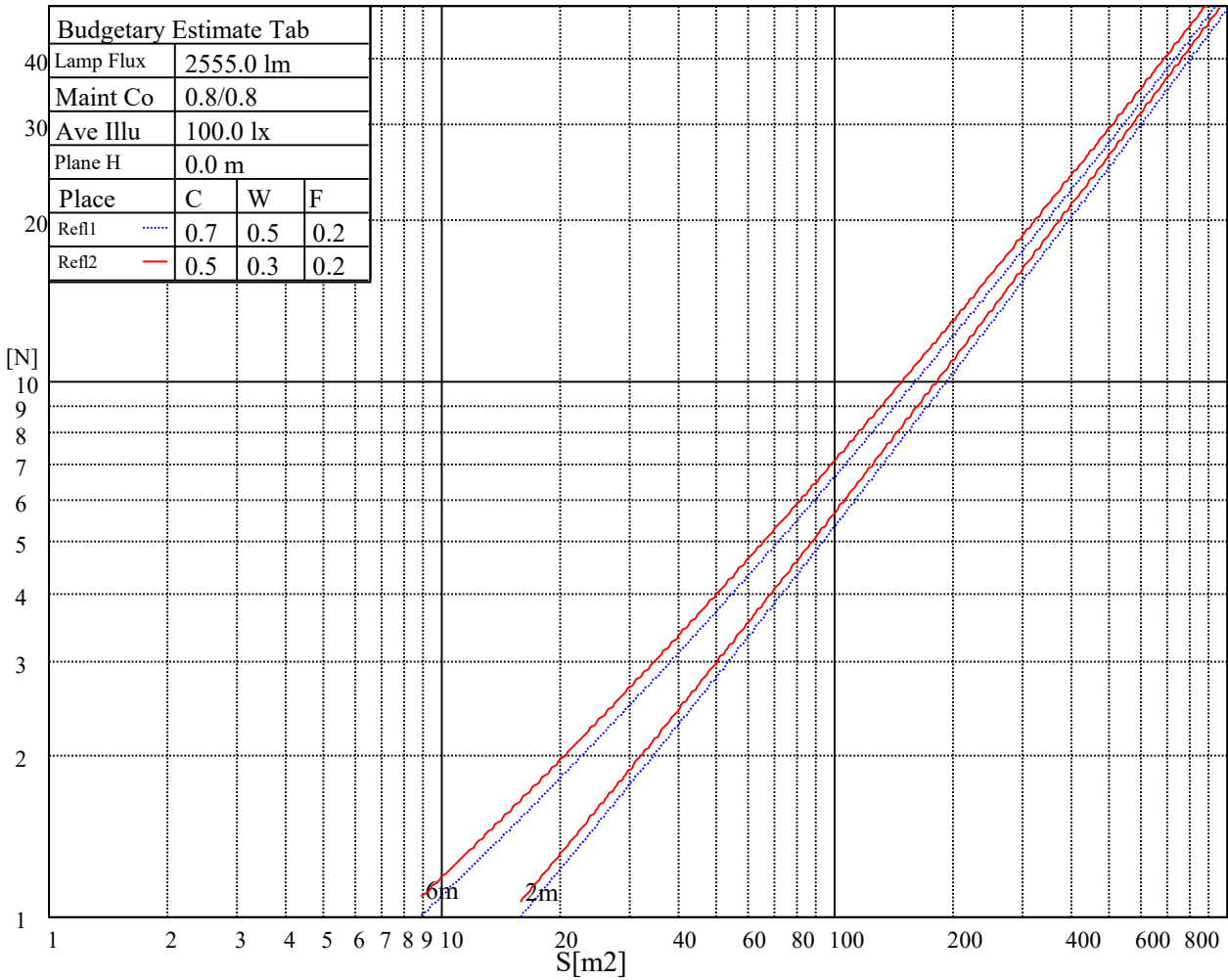
Glare	Quality	Service Values Illuminance(lx)							
1.15	A	2000	1000	500	<=300				
1.5	B		2000	1000	500	<=300			
1.85	C			2000	1000	500	<=300		
2.2	D				2000	1000	500	<=300	
2.55	E					2000	1000	500	<=300
		a	b	c	d	e	f	g	h

Luminance Limiting Curve



Illumination assessment according UGR											
Rf of Ceiling	70	70	50	50	30	70	70	50	50	30	
Rf of Wall	50	30	50	30	30	50	30	50	30	30	
Rf of Floor	20	20	20	20	20	20	20	20	20	20	
Room dimensions		Viewed crosswise					Viewed endwise				
X	Y										
2H	2H	非数字	非数字	非数字	非数字	非数字	非数字	非数字	非数字	非数字	
	3H	非数字	非数字	非数字	非数字	非数字	非数字	非数字	非数字	非数字	
	4H	非数字	非数字	非数字	非数字	非数字	非数字	非数字	非数字	非数字	
	6H	非数字	非数字	非数字	非数字	非数字	非数字	非数字	非数字	非数字	
	8H	非数字	非数字	非数字	非数字	非数字	非数字	非数字	非数字	非数字	
	12H	非数字	非数字	非数字	非数字	非数字	非数字	非数字	非数字	非数字	
4H	2H	非数字	非数字	非数字	非数字	非数字	非数字	非数字	非数字	非数字	
	3H	非数字	非数字	非数字	非数字	非数字	非数字	非数字	非数字	非数字	
	4H	非数字	非数字	非数字	非数字	非数字	非数字	非数字	非数字	非数字	
	6H	非数字	非数字	非数字	非数字	非数字	非数字	非数字	非数字	非数字	
	8H	非数字	非数字	非数字	非数字	非数字	非数字	非数字	非数字	非数字	
8H	12H	非数字	非数字	非数字	非数字	非数字	非数字	非数字	非数字	非数字	
	4H	非数字	非数字	非数字	非数字	非数字	非数字	非数字	非数字	非数字	
	6H	非数字	非数字	非数字	非数字	非数字	非数字	非数字	非数字	非数字	
	8H	非数字	非数字	非数字	非数字	非数字	非数字	非数字	非数字	非数字	
12H	12H	非数字	非数字	非数字	非数字	非数字	非数字	非数字	非数字	非数字	
	4H	非数字	非数字	非数字	非数字	非数字	非数字	非数字	非数字	非数字	
	6H	非数字	非数字	非数字	非数字	非数字	非数字	非数字	非数字	非数字	
	8H	非数字	非数字	非数字	非数字	非数字	非数字	非数字	非数字	非数字	
Variation with the observer position at spacings:											
S = 1.0H	非数字/非数字					非数字/非数字					
S = 1.5H	非数字/非数字					非数字/非数字					
S = 2.0H	非数字/非数字					非数字/非数字					
Standard tables:	BK0					BK0					
Uncorrected UGR	负无穷大					负无穷大					

UGR calculation is based on CIE Publ. 117 ,S/H = 0.25



RHOCC	80			70			50			30			10			0
RHOW	50	30	10	50	30	10	50	30	10	50	30	10	50	30	10	0
RCR	COEFFICIENTS OF UTILIZATION RHOFC=20 CU															
0	1.06	1.06	1.06	1.03	1.03	1.03	0.99	0.99	0.99	0.95	0.95	0.95	0.91	0.91	0.91	0.89
1	0.99	0.97	0.96	0.97	0.96	0.94	0.94	0.92	0.91	0.91	0.89	0.88	0.87	0.87	0.86	0.84
2	0.93	0.90	0.88	0.92	0.89	0.87	0.89	0.87	0.85	0.87	0.85	0.83	0.84	0.83	0.81	0.80
3	0.88	0.84	0.81	0.87	0.84	0.81	0.85	0.82	0.79	0.83	0.80	0.78	0.81	0.79	0.77	0.76
4	0.84	0.79	0.76	0.83	0.79	0.76	0.81	0.78	0.75	0.79	0.76	0.74	0.78	0.75	0.73	0.72
5	0.80	0.75	0.72	0.79	0.75	0.71	0.77	0.74	0.71	0.76	0.73	0.70	0.74	0.72	0.70	0.69
6	0.76	0.71	0.68	0.75	0.71	0.68	0.74	0.70	0.67	0.73	0.69	0.67	0.72	0.69	0.66	0.65
7	0.72	0.68	0.65	0.72	0.67	0.64	0.71	0.67	0.64	0.70	0.66	0.64	0.69	0.66	0.63	0.62
8	0.69	0.65	0.61	0.69	0.64	0.61	0.68	0.64	0.61	0.67	0.63	0.61	0.66	0.63	0.61	0.60
9	0.66	0.62	0.59	0.66	0.62	0.59	0.65	0.61	0.58	0.64	0.61	0.58	0.64	0.60	0.58	0.57
10	0.63	0.59	0.56	0.63	0.59	0.56	0.62	0.59	0.56	0.62	0.58	0.56	0.61	0.58	0.56	0.55

Intensity data(cd)

C/γ(°)	0.0	1.0	2.0	3.0	4.0	5.0	6.0	7.0	8.0
0.0	5088.84	5034.28	4961.27	4898.30	4786.87	4664.87	4542.82	4382.92	4211.31
45.0	5096.09	5103.35	5068.81	5005.26	4941.19	4827.55	4714.44	4593.54	4443.11
90.0	5102.24	5077.17	5003.06	4947.34	4842.06	4737.83	4609.15	4452.57	4290.99
135.0	5094.99	5112.81	5102.24	5042.06	4989.13	4911.12	4818.09	4701.61	4554.54
180.0	5088.84	5104.45	5111.12	5097.20	5053.78	4983.56	4899.98	4798.59	4691.05
225.0	5096.09	5086.05	5063.77	5008.05	4957.38	4838.69	4770.15	4642.58	4512.75
270.0	5102.24	5108.92	5078.27	5078.27	5028.13	4945.13	4878.80	4752.91	4637.01
315.0	5094.99	5085.53	5033.12	4966.26	4899.40	4775.20	4662.61	4531.68	4380.14
360.0	5088.84	5034.28	4961.27	4898.30	4786.87	4664.87	4542.82	4382.92	4211.31
C/γ(°)	9.0	10.0	11.0	12.0	13.0	14.0	15.0	16.0	17.0
0.0	4035.28	3845.84	3649.73	3457.51	3258.03	3063.03	2873.59	2689.15	2493.62
45.0	4273.75	4097.67	3918.27	3722.16	3521.00	3317.64	3113.17	2924.26	2738.77
90.0	4123.84	3954.49	3757.80	3562.21	3369.47	3176.14	2977.77	2778.87	2591.12
135.0	4394.65	4236.96	4063.66	3879.80	3690.94	3500.93	3313.17	3119.85	2923.74
180.0	4547.87	4392.39	4221.35	4059.24	3868.13	3677.59	3493.72	3293.67	3106.50
225.0	4352.28	4185.71	3997.96	3806.26	3612.36	3422.92	3226.81	3029.60	2838.48
270.0	4514.44	4338.93	4160.06	3982.87	3799.59	3609.57	3429.07	3235.75	3043.53
315.0	4204.11	4033.59	3850.31	3654.15	3464.18	3265.81	3083.63	2888.05	2703.66
360.0	4035.28	3845.84	3649.73	3457.51	3258.03	3063.03	2873.59	2689.15	2493.62
C/γ(°)	18.0	19.0	20.0	21.0	22.0	23.0	24.0	25.0	26.0
0.0	2309.75	2138.14	1955.38	1784.86	1630.02	1481.21	1398.22	1036.43	1036.43
45.0	2546.55	2397.22	2208.31	1983.81	1846.15	1678.48	1519.11	1375.35	1239.42
90.0	2389.96	2202.21	2019.45	1836.17	1706.34	1515.80	1371.46	1085.78	1058.98
135.0	2723.68	2524.26	2322.53	2127.52	1944.23	1833.91	1666.23	1440.58	1349.17
180.0	2909.23	2796.69	2518.11	2328.10	2213.35	2025.02	1837.80	1666.23	1501.87
225.0	2655.72	2469.65	2281.90	2096.35	1919.16	1741.45	1575.93	1481.79	1100.45
270.0	2854.09	2743.18	2469.07	2359.32	2174.35	1999.95	1821.66	1657.87	1497.93
315.0	2591.65	2329.78	2218.35	2038.95	1862.34	1699.08	1549.23	1404.36	1089.67
360.0	2309.75	2138.14	1955.38	1784.86	1630.02	1481.21	1398.22	1036.43	1036.43
C/γ(°)	27.0	28.0	29.0	30.0	31.0	32.0	33.0	34.0	35.0
0.0	1011.46	887.73	766.47	651.72	548.02	456.93	375.14	302.65	238.21
45.0	1108.49	986.49	862.76	745.23	634.90	535.19	446.05	368.04	300.03
90.0	1006.73	887.31	772.14	661.60	560.16	467.65	389.07	316.74	251.98
135.0	1212.67	1077.27	954.69	837.16	728.52	623.76	525.68	439.90	364.68
180.0	1351.96	1213.77	1081.74	954.69	836.06	724.63	620.97	524.05	438.21
225.0	1046.05	1046.05	921.21	804.15	693.40	588.96	493.72	410.57	338.87
270.0	1357.01	1213.25	1082.31	946.34	818.77	701.76	592.01	496.19	409.83
315.0	1035.32	1008.52	883.16	766.26	651.09	544.97	451.04	369.09	311.28
360.0	1011.46	887.73	766.47	651.72	548.02	456.93	375.14	302.65	238.21
C/γ(°)	36.0	37.0	38.0	39.0	40.0	41.0	42.0	43.0	44.0
0.0	185.55	142.97	110.49	90.99	69.75	58.50	51.72	45.52	40.47
45.0	287.25	287.25	162.21	126.20	99.24	79.26	64.97	54.67	46.89
90.0	198.06	153.27	118.69	92.51	80.89	61.87	56.14	48.73	43.21
135.0	296.14	296.14	228.75	140.76	109.12	89.93	69.80	60.08	51.41
180.0	363.57	297.82	297.82	231.28	152.22	118.37	93.40	75.53	62.81
225.0	275.80	221.08	174.98	150.91	107.17	85.26	75.37	62.55	53.51
270.0	337.92	287.25	287.25	183.44	144.02	112.54	88.67	71.01	58.45
315.0	246.94	192.17	148.96	115.32	90.41	72.27	59.66	50.72	44.31
360.0	185.55	142.97	110.49	90.99	69.75	58.50	51.72	45.52	40.47

Intensity data(cd)

C/γ(°)	45.0	46.0	47.0	48.0	49.0	50.0	51.0	52.0	53.0
0.0	36.37	32.96	30.01	27.44	25.07	23.07	21.24	19.71	18.19
45.0	41.05	36.58	32.90	29.80	26.96	24.55	22.50	20.66	18.92
90.0	38.95	35.32	32.06	29.44	27.02	24.70	22.86	21.08	19.71
135.0	44.89	40.16	36.32	33.01	30.28	27.96	25.97	24.07	22.50
180.0	53.61	47.04	41.89	37.95	34.59	31.54	29.12	26.75	24.91
225.0	46.94	41.84	37.90	34.43	31.59	28.96	26.75	24.91	23.23
270.0	49.36	42.79	37.74	33.80	30.54	27.60	25.07	22.92	21.08
315.0	39.16	35.16	31.75	28.96	26.39	24.28	22.34	20.76	19.34
360.0	36.37	32.96	30.01	27.44	25.07	23.07	21.24	19.71	18.19
C/γ(°)	54.0	55.0	56.0	57.0	58.0	59.0	60.0	61.0	62.0
0.0	16.98	15.87	14.82	13.93	13.19	12.40	11.98	11.09	10.51
45.0	17.50	16.35	15.03	13.93	13.19	12.35	11.56	10.88	10.20
90.0	18.29	17.03	15.93	14.88	14.14	13.14	12.30	11.67	10.99
135.0	21.08	19.82	18.87	17.71	16.71	16.14	14.93	14.30	13.88
180.0	23.07	21.39	20.08	18.71	17.98	16.61	15.87	14.82	14.03
225.0	21.60	20.34	19.19	18.19	17.03	16.08	15.45	14.56	13.56
270.0	19.45	17.92	16.77	16.03	14.51	14.03	13.19	12.40	11.67
315.0	17.87	16.87	16.19	15.30	14.14	13.67	13.04	12.30	11.77
360.0	16.98	15.87	14.82	13.93	13.19	12.40	11.98	11.09	10.51
C/γ(°)	63.0	64.0	65.0	66.0	67.0	68.0	69.0	70.0	71.0
0.0	10.14	9.36	9.04	8.52	7.94	7.52	6.94	6.47	5.94
45.0	9.62	9.20	8.67	8.20	7.67	7.31	6.83	6.41	6.04
90.0	10.41	9.72	9.04	8.73	8.09	7.57	7.04	6.52	6.04
135.0	12.83	12.30	11.56	10.99	10.30	9.51	8.94	8.41	7.67
180.0	13.09	12.25	11.51	10.78	10.25	9.62	8.83	8.36	7.83
225.0	13.04	12.19	11.56	11.09	10.46	9.78	8.99	8.46	7.67
270.0	11.14	10.57	9.93	9.51	9.04	8.62	8.25	7.73	7.25
315.0	11.14	10.62	10.14	9.62	9.04	8.57	8.04	7.52	6.89
360.0	10.14	9.36	9.04	8.52	7.94	7.52	6.94	6.47	5.94
C/γ(°)	72.0	73.0	74.0	75.0	76.0	77.0	78.0	79.0	80.0
0.0	5.52	5.10	4.73	4.36	4.05	3.68	3.31	3.05	2.79
45.0	5.68	5.26	4.89	4.52	4.26	3.84	3.42	3.31	2.94
90.0	5.57	5.05	4.68	4.36	3.99	3.68	3.31	3.00	2.73
135.0	6.94	6.36	5.73	5.31	4.89	4.52	4.21	3.84	3.68
180.0	7.25	6.62	5.99	5.41	4.99	4.57	4.21	4.05	3.57
225.0	6.94	6.36	5.73	5.10	4.73	4.31	3.99	3.63	3.26
270.0	6.83	6.36	5.83	5.47	5.05	4.68	4.26	3.94	3.63
315.0	6.36	5.89	5.47	5.20	4.73	4.52	4.10	3.68	3.42
360.0	5.52	5.10	4.73	4.36	4.05	3.68	3.31	3.05	2.79
C/γ(°)	81.0	82.0	83.0	84.0	85.0	86.0	87.0	88.0	89.0
0.0	2.47	2.21	1.94	1.73	1.47	1.26	1.21	1.00	0.84
45.0	2.63	2.26	2.00	1.84	1.52	1.31	1.10	0.95	0.68
90.0	2.37	2.10	1.94	1.58	1.37	1.26	1.05	0.89	0.79
135.0	3.15	2.84	2.63	2.26	1.94	1.73	1.47	1.31	1.10
180.0	3.31	2.89	2.63	2.26	2.10	1.79	1.52	1.37	1.10
225.0	3.00	2.73	2.31	2.05	1.84	1.58	1.42	1.21	1.05
270.0	3.36	3.00	2.73	2.37	2.05	1.84	1.68	1.37	1.16
315.0	3.05	2.79	2.52	2.26	2.10	1.73	1.58	1.31	1.16
360.0	2.47	2.21	1.94	1.73	1.47	1.26	1.21	1.00	0.84



Intensity data(cd)

C/γ(°)	90.0
0.0	0.84
45.0	0.63
90.0	0.79
135.0	0.68
180.0	0.95
225.0	0.95
270.0	1.00
315.0	0.95
360.0	0.84